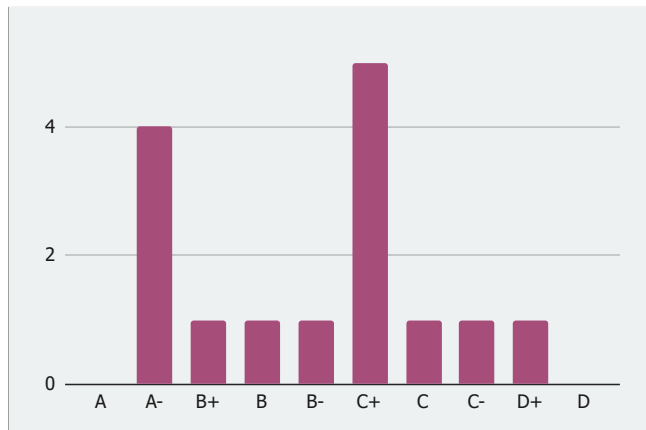


### GRADING SYSTEM

% Range	Grade	# of students
80 - 100	A	0
75 - 79	A-	4
70 - 74	B+	1
65 - 69	B	1
60 - 64	B-	1
55 - 59	C+	5
45 - 54	C	1
40 - 44	C-	1
35 - 39	D+	1
0 - 34	D	0

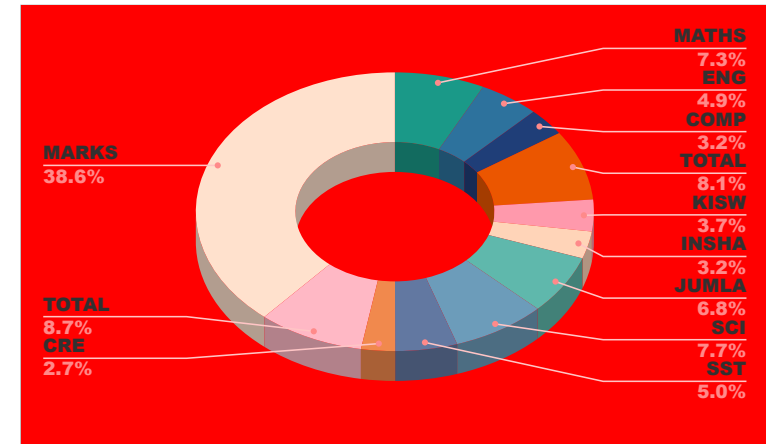
### GRADE DISTRIBUTION

based on class avg.



### AVERAGE SCORES

per assignment



**LEVEL: CLASS EIGHT  
E YEAR 2023**

**COMPILED BY MR :ODUOR**

CLASS EIGHT RESULTS			KENYA PRIVATE ASSOCIATION MID - TERM I EXAM JAMILO SCHOOL											
REGULAR PAPERS		2023	MATHS	ENG	COMP	TOTAL	KISW	INSH	JUMLA	SCI	SST	CRE	TOTAL MARKS	
CLASS TEACHER:MR ODUOR			100	60	40	100	60	40	100	100	60	30	100	500
CLASS AVERAGE		B- 62%	58.4	39.5	25.5	64.9	29.3	25.2	54.5	61.2	40.3	21.9	69.1	308.1
1	EDWARD ABEKA	A- 79%	82	53	31	84	33	28	61	84	49	26	83	394
2	CLEMENT JOSEPH	A- 79%	86	47	27	74	41	32	73	78	49	25	82	393
3	LEX APONDI	A- 77%	84	43	29	72	35	29	64	78	54	25	88	386
4	JASON JAMES	A- 74%	62	47	29	76	35	28	63	82	54	26	89	372
5	LEN ODHIAMBO	B+ 70%	68	43	31	74	32	26	58	74	47	22	77	351
6	BERYL ATIENO	B 66%	70	43	27	70	30	28	58	64	38	25	70	332
7	JOHNSON OKOTH	B- 60%	48	40	25	65	30	24	54	60	42	22	71	298
8	GHAT ADHIAMBO	C+ 58%	54	36	26	62	28	24	52	56	39	20	66	290
9	STEPHANY AKINYI	C+ 58%	62	34	25	59	27	24	51	56	35	21	62	290
10	RANDY FRANKLINE	C+ 58%	52	34	23	57	27	26	53	56	40	23	70	288
11	NUVIA ACHIENG	C+ 57%	52	38	26	64	30	26	56	52	34	22	62	286
12	LIZZY ACHIENG	C+ 56%	52	42	25	67	29	26	55	48	31	19	56	278
13	VIVIAN ADHIAMBO	C 51%	36	34	26	60	30	24	54	42	34	24	64	256
14	VALERIAN OMONDI	C- 43%	36	30	14	44	19	15	34	50	34	14	53	217
15	RASTARIGIA AGIZA	D+ 38%	32	28	18	46	14	18	32	38	24	15	43	191
SUMMATIONS			876	592	382	974	440	378	818	918	604	329	1036	4622
MEAN			58.4	39.5	25.5	64.9	29.3	25.2	54.5	61.2	40.3	21.9	69.1	308.1
SUBJECT POSITION			4			2			5	3			1	

**INDIVIDUAL REPORT FOR  
EDWARD ABEKA**

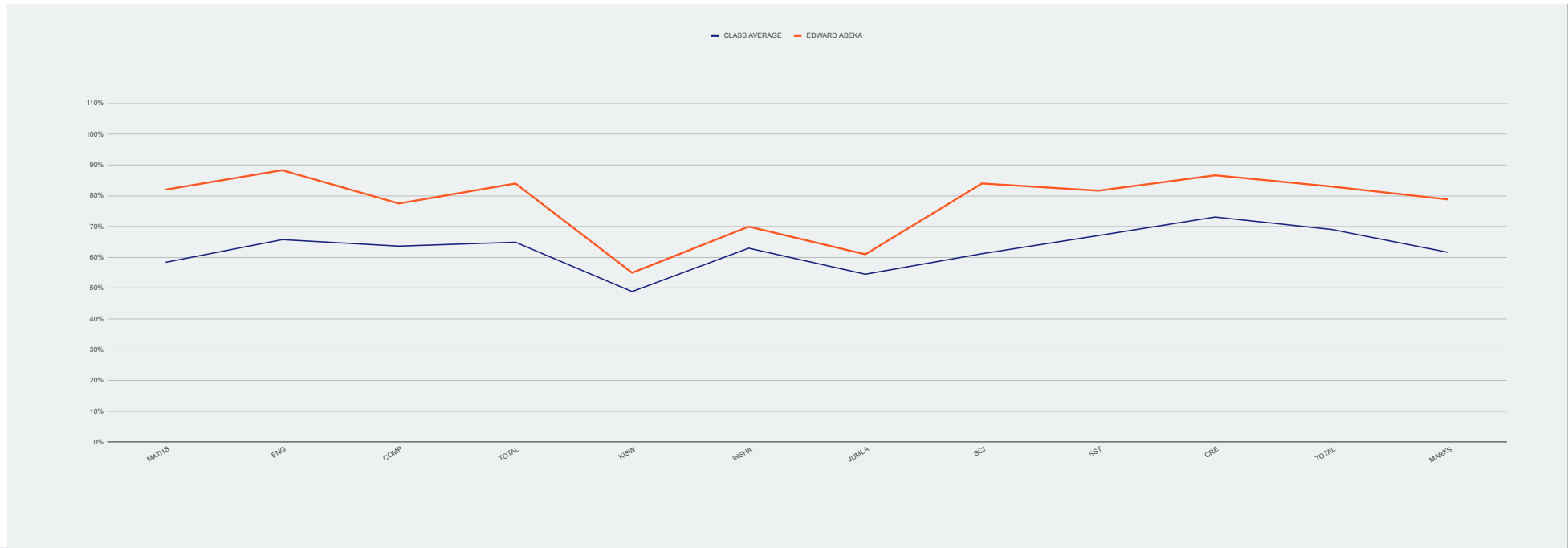
**KENYA PRIVATE END TERM II EXAMINATION RESULTS**

**THE YEAR 2023**

**LEVEL : CLASS EIGHT**



REGULAR PAPERS			MATHS	ENG	COMP	TOTAL	KISW	INSHA	JUMLA	SCI	SST	CRE	TOTAL MARKS	
<b>CLASS AVERAGE</b>	<b>B-</b>	<b>62%</b>	<b>58%</b>	<b>66%</b>	<b>64%</b>	<b>65%</b>	<b>49%</b>	<b>63%</b>	<b>55%</b>	<b>61%</b>	<b>67%</b>	<b>73%</b>	<b>69%</b>	<b>62%</b>
<b>EDWARD ABEKA</b>	<b>A-</b>	<b>79%</b>	<b>82%</b>	<b>88%</b>	<b>78%</b>	<b>84%</b>	<b>55%</b>	<b>70%</b>	<b>61%</b>	<b>84%</b>	<b>82%</b>	<b>87%</b>	<b>83%</b>	<b>79%</b>



**INDIVIDUAL REPORT FOR  
CLEMENT JOSEPH**

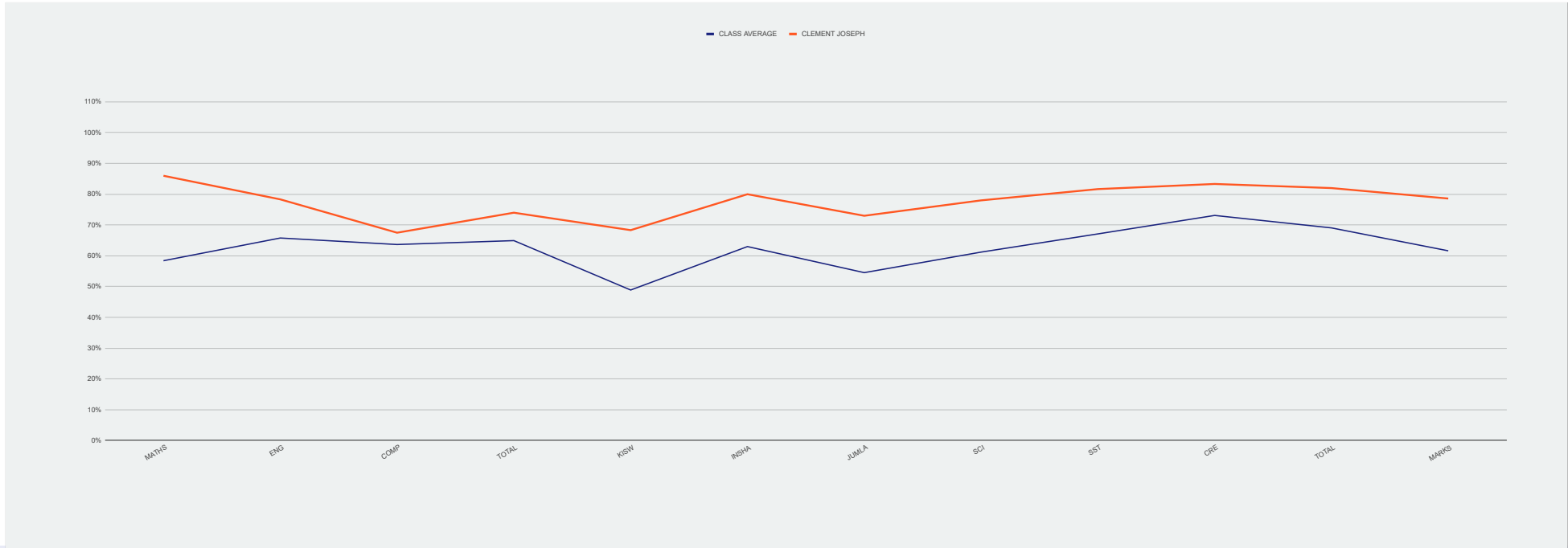
**KENYA PRIVATE END TERM II EXAMINATION RESULTS**

**THE YEAR 2023**



**LEVEL : CLASS EIGHT**

REGULAR PAPERS			MATHS	ENG	COMP	TOTAL	KISW	INSHA	JUMLA	SCI	SST	CRE	TOTAL MARKS	
<b>CLASS AVERAGE</b>	<b>B-</b>	<b>62%</b>	<b>58%</b>	<b>66%</b>	<b>64%</b>	<b>65%</b>	<b>49%</b>	<b>63%</b>	<b>55%</b>	<b>61%</b>	<b>67%</b>	<b>73%</b>	<b>69%</b>	<b>62%</b>
<b>CLEMENT JOSEPH</b>	<b>A-</b>	<b>79%</b>	<b>86%</b>	<b>78%</b>	<b>68%</b>	<b>74%</b>	<b>68%</b>	<b>80%</b>	<b>73%</b>	<b>78%</b>	<b>82%</b>	<b>83%</b>	<b>82%</b>	<b>79%</b>



**INDIVIDUAL REPORT FOR  
LEX APONDI**

**KENYA PRIVATE END TERM II EXAMINATION RESULTS**

**THE YEAR 2023**



**LEVEL : CLASS EIGHT**

REGULAR PAPERS		MATHS	ENG	COMP	TOTAL	KISW	INSHA	JUMLA	SCI	SST	CRE	TOTAL MARKS	
<b>CLASS AVERAGE</b>	<b>B- 62%</b>	<b>58%</b>	<b>66%</b>	<b>64%</b>	<b>65%</b>	<b>49%</b>	<b>63%</b>	<b>55%</b>	<b>61%</b>	<b>67%</b>	<b>73%</b>	<b>69%</b>	<b>62%</b>
<b>LEX APONDI</b>	<b>A- 77%</b>	<b>84%</b>	<b>72%</b>	<b>73%</b>	<b>72%</b>	<b>58%</b>	<b>73%</b>	<b>64%</b>	<b>78%</b>	<b>90%</b>	<b>83%</b>	<b>88%</b>	<b>77%</b>

